

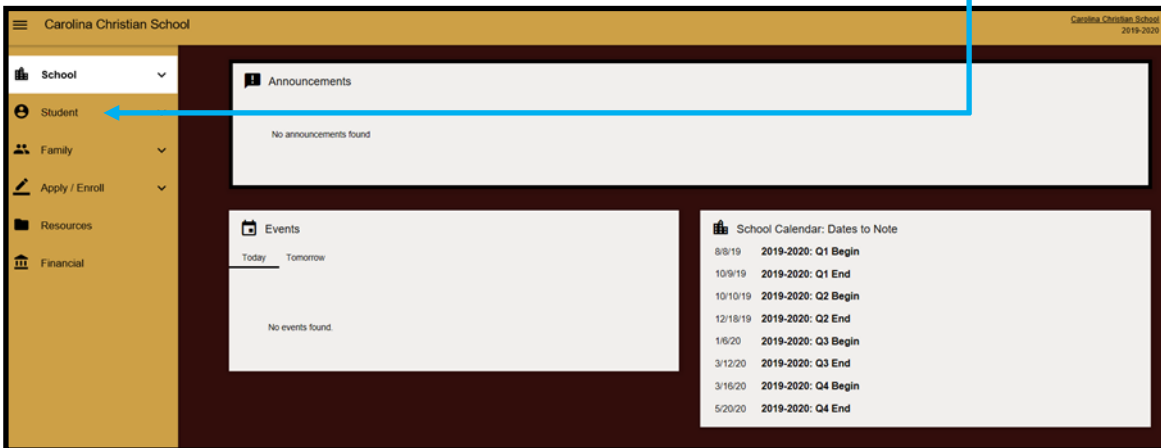
# CAROLINA CHRISTIAN SCHOOL - Ordering Hot Lunch through ParentsWeb

- Go to <https://logins2.renweb.com/logins/ParentsWeb-Login.aspx>



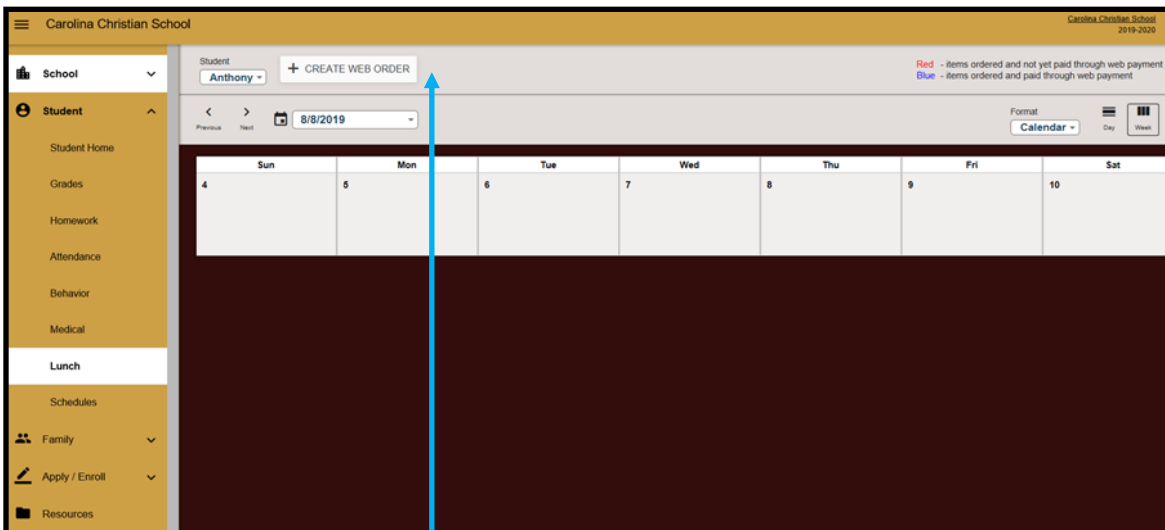
The image shows the ParentsWeb Login page. At the top is the FACTS logo, which includes a colorful diamond shape and the text 'FACTS A netnet COMPANY'. Below the logo is the heading 'ParentsWeb Login'. The form contains the following fields: 'District Code:' with 'CL-NC' entered; 'User Name:' with 'Enter Username Here' entered; and 'Password (case-sensitive):' with a masked password '\*\*\*\*\*'. There is a link for 'Forgot User Name/Password?'. At the bottom, there are three buttons: 'Parent', 'Student', and 'Staff', and a 'Login' button.

- Enter your User Name and Password, and click Login.
- Click the drop down arrow under the STUDENT header to expand your choices.



The image shows the ParentsWeb dashboard for Carolina Christian School. The top navigation bar includes the school name and the year '2019-2020'. A left sidebar contains a menu with 'School', 'Student', 'Family', 'Apply / Enroll', 'Resources', and 'Financial'. The main content area is divided into three sections: 'Announcements' (with 'No announcements found'), 'Events' (with 'No events found'), and 'School Calendar: Dates to Note'. The calendar lists the following dates: 8/8/19 (2019-2020: Q1 Begin), 10/9/19 (2019-2020: Q1 End), 10/10/19 (2019-2020: Q2 Begin), 12/18/19 (2019-2020: Q2 End), 1/6/20 (2019-2020: Q3 Begin), 3/12/20 (2019-2020: Q3 End), 3/16/20 (2019-2020: Q4 Begin), and 5/20/20 (2019-2020: Q4 End). A blue arrow points from the 'Student' menu item to the 'Announcements' section.

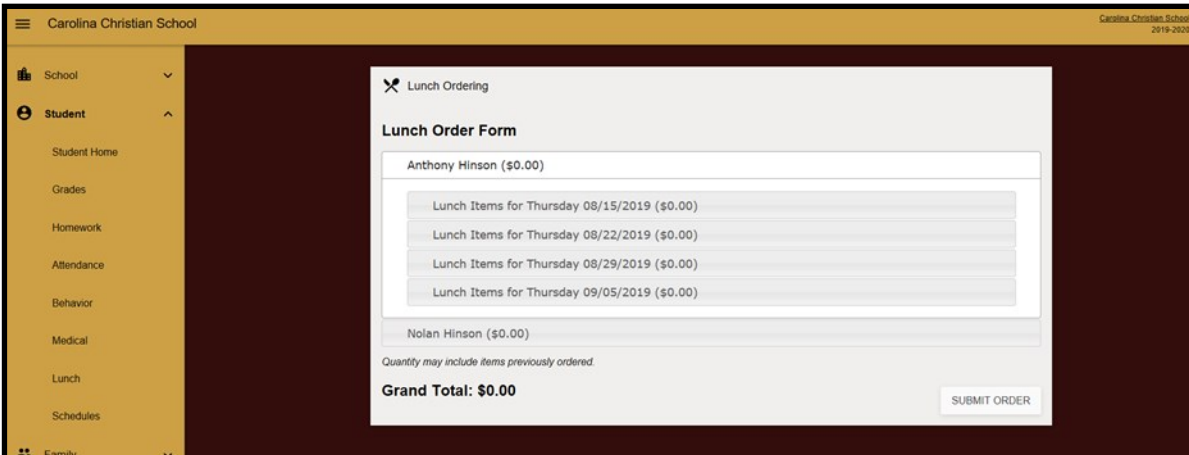
- Click on Lunch.



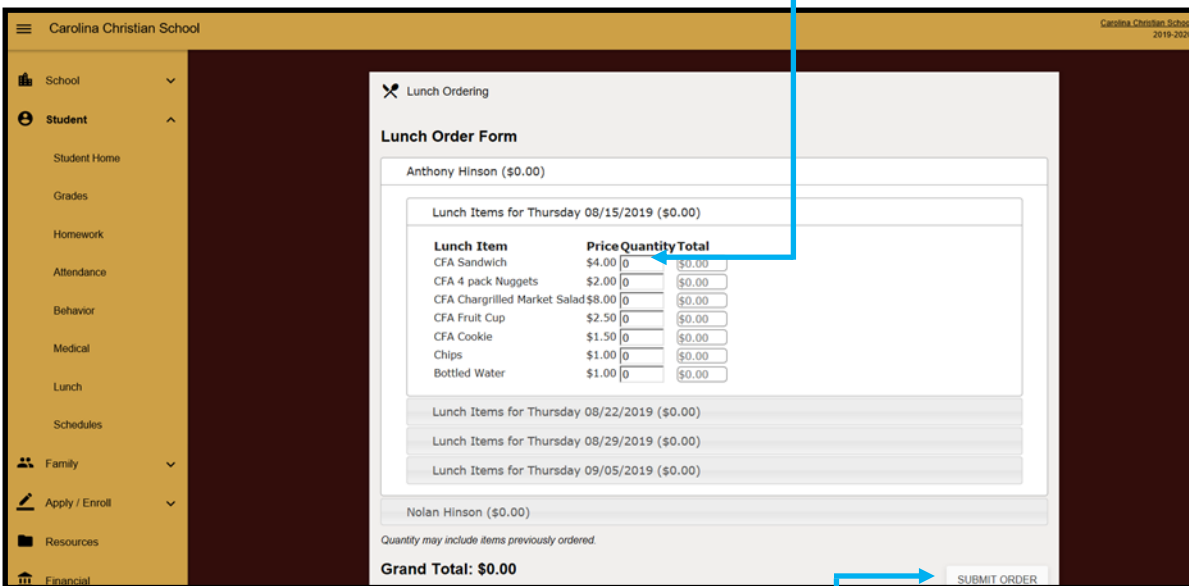
The image shows the ParentsWeb Lunch page. The top navigation bar includes the school name and the year '2019-2020'. A left sidebar contains a menu with 'School', 'Student', 'Family', 'Apply / Enroll', and 'Resources'. The 'Student' menu is expanded, showing options like 'Student Home', 'Grades', 'Homework', 'Attendance', 'Behavior', 'Medical', 'Lunch', and 'Schedules'. The 'Lunch' option is selected. The main content area shows a student named 'Anthony' with a '+ CREATE WEB ORDER' button. Below this is a calendar for the week of 8/8/2019. A legend indicates that red items are ordered but not yet paid for, and blue items are ordered and paid for. A blue arrow points from the 'CREATE WEB ORDER' button to the 'Lunch' menu item.

- Click on CREATE WEB ORDER.

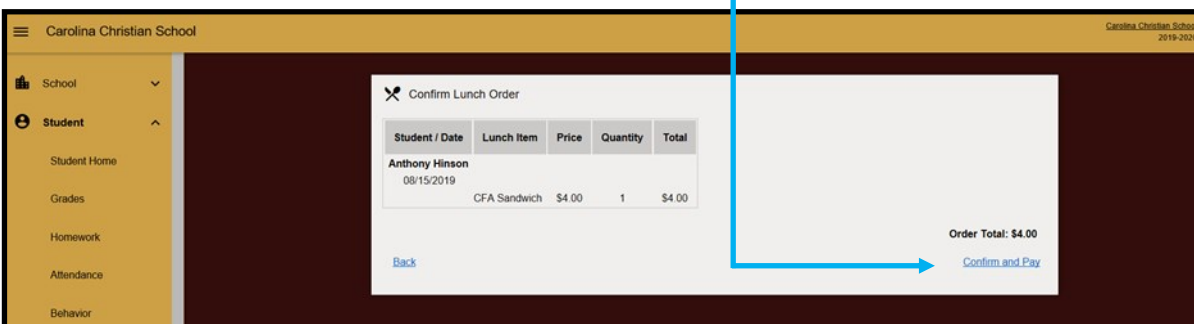
- Choose the student that you wish to place a lunch order for and then choose the day for which you would like to order. You may place orders for more than 1 day and 1 student at a time.



- Enter a quantity for each item you wish to order in the QTY field.



- Once you have entered a quantity for all items, hit the SUBMIT ORDER button and your order will be confirmed prior to payment being made.
- Review your ordered items and click CONFIRM AND PAY.



- Complete the information on the MAKE A PAYMENT screen, and click PAY \$X.XX NOW.
  - If you have already entered account information, click the option next to the account with which you want to pay.
  - If you have not previously entered account information, click the option to enter a new Bank Account or Credit Card .

**Make A Payment**

Payment Method  
 or Add a New Account

Payment Method Disclosure

The following processing fees apply:

- Credit Card - up to 2.85%
- Debit Card - up to 2.85%
- Checking or Savings Account - no fee

Card transactions for Carolina Christian School are processed by FACTS Management Company, USA.

FACTS Returned Payment Fee Policy

Total Amount

Hot Meal \$4.00

Total **\$4.00** Details

A transaction receipt will be sent to: jhinson@carolinachristianschool.com. Add

Authorization

By clicking the Pay Now button, you authorize FACTS on behalf of Carolina Christian School to process this payment from the financial account identified above.

This is an immediate payment and cannot be canceled.

Cancel **Pay \$4.00 Now**

Your name and ID will appear here.

If you have an existing payment account loaded, it will appear here.

- Click PAY \$X.XX NOW.
- You will receive a Lunch Order Confirmation, which will allow you to go back in and place additional student orders if necessary.

Carolina Christian School

School

Student

Student Home

Grades

Homework

Lunch Order Confirmation

Your order has been made successfully.

The lunch calendar should reflect your ordered items.

[Back to Lunch Calendar](#)

Carolina Christian School  
2019-2020